

# Endowment Radar Study 2025

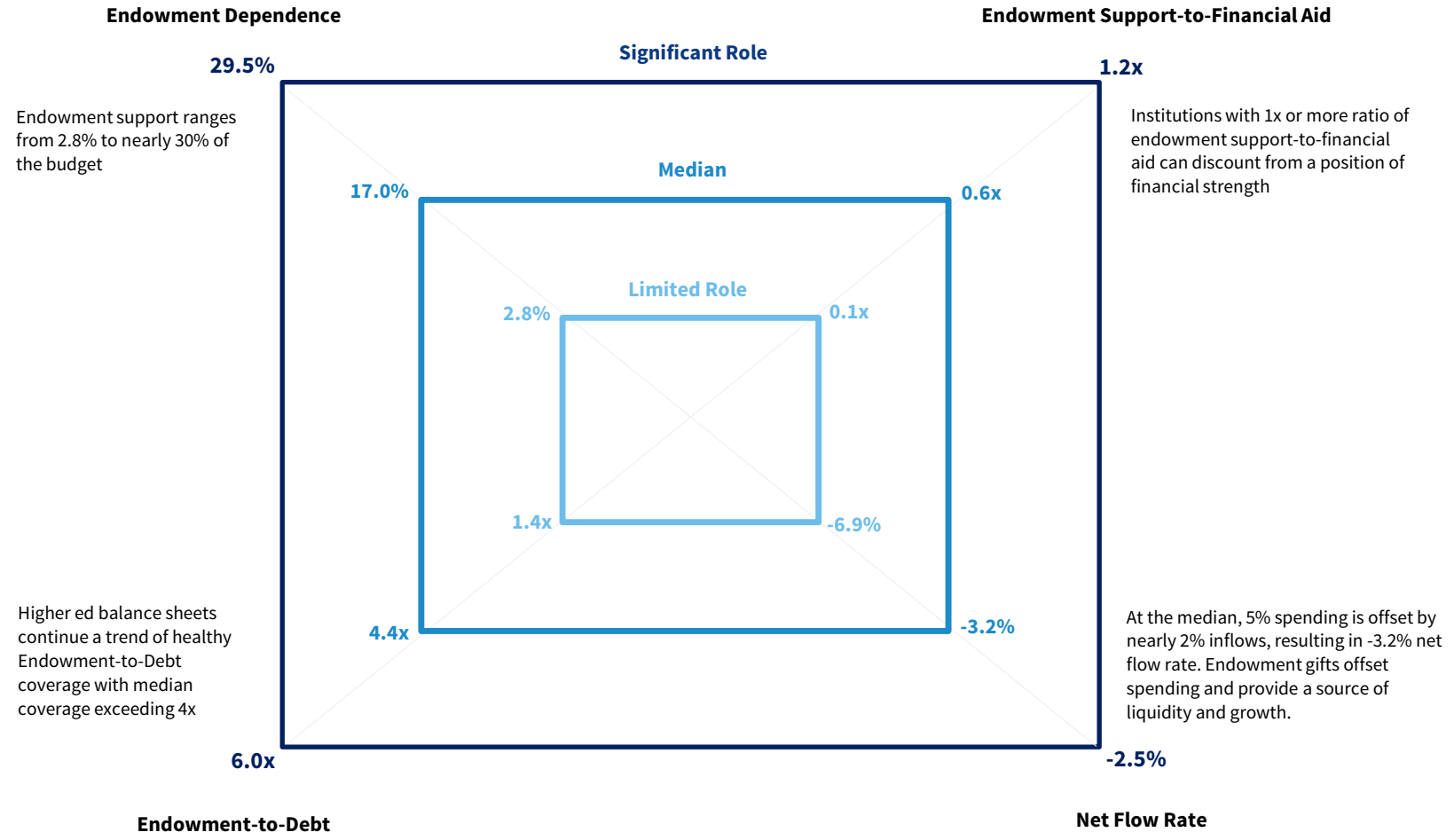
A Widening Divide

March 2026

# 2025 Endowment Radar shows the range of endowment impact and sustainability

## Endowment Radar Map FY 2025

FY25 private C&U data • 5th to 75th percentile range

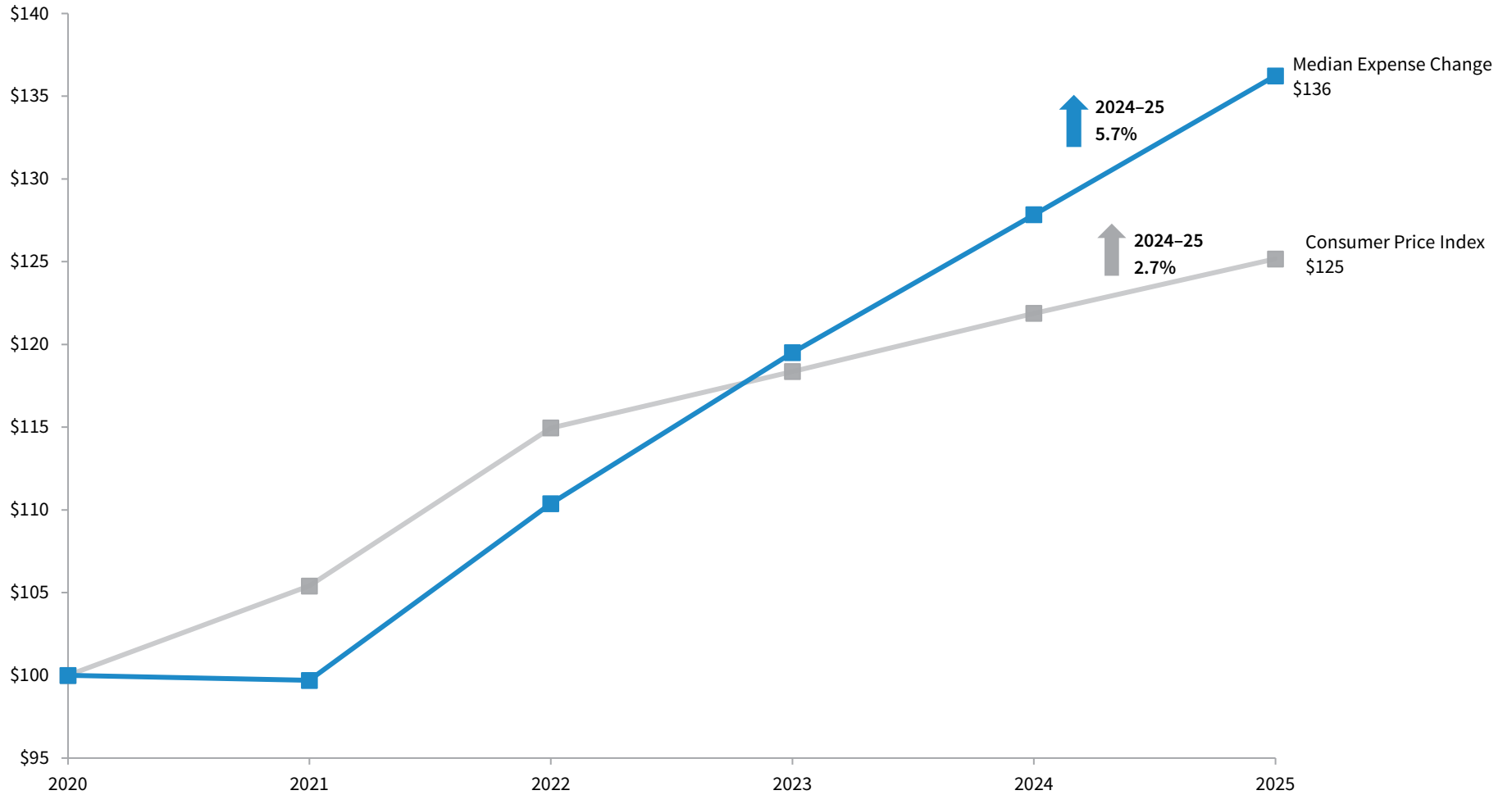


Source: Data as reported to Cambridge Associates LLC or as reported in publicly available audited financial statements.

# Higher education costs outpace inflation

## Growth in median expense vs Consumer Price Index

Fiscal years 2020–25 • n = 62



Source: Data as reported to Cambridge Associates LLC or as reported in publicly available audited financial statements.  
Note: Analysis includes institutions that provided expense data for all five years.

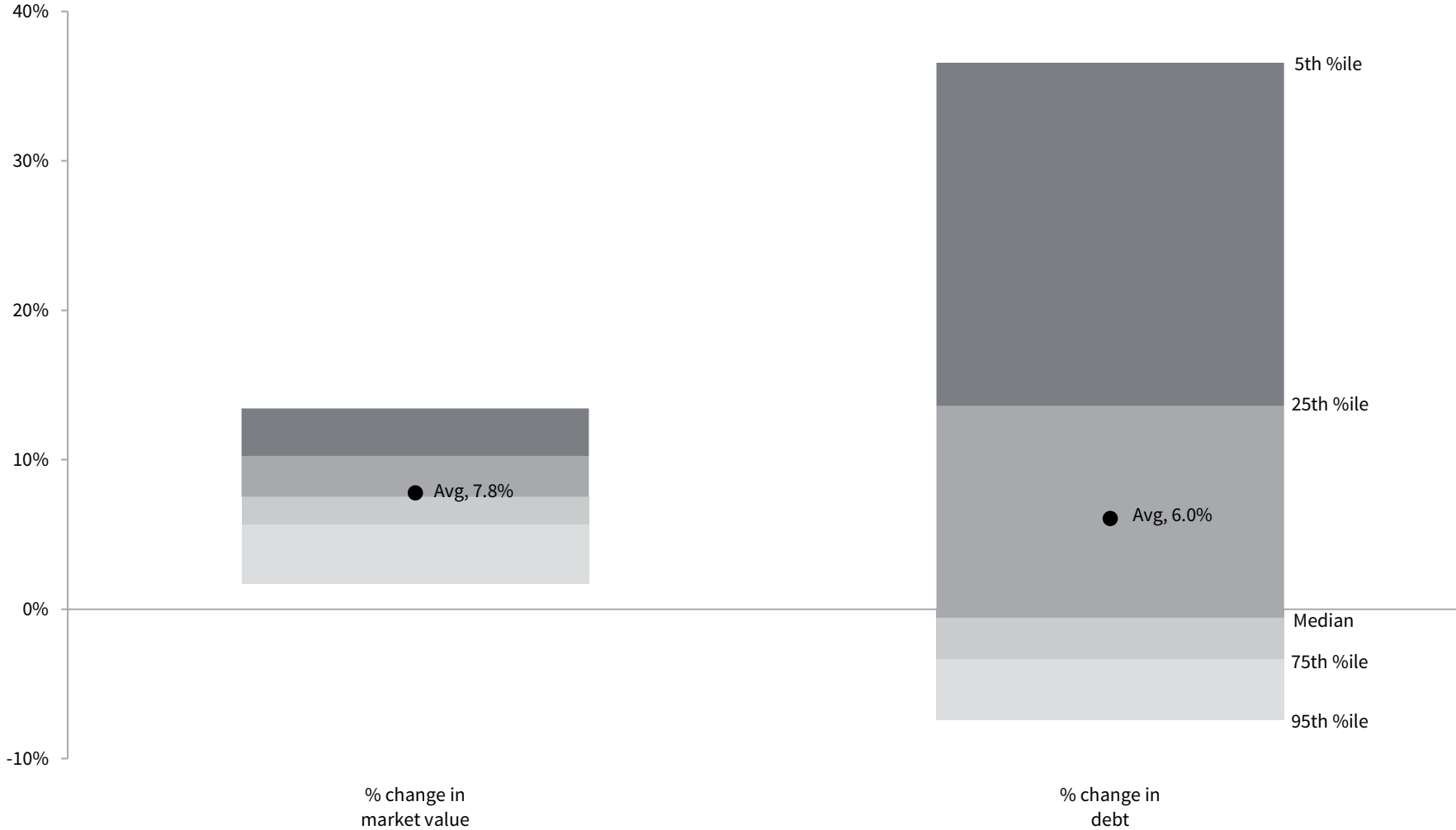




# While average endowment growth outpaced debt growth, 25% of institutions saw steep debt increases

## Endowment growth compared to debt growth

Fiscal year 2025 • n = 90



Source: Data as reported to Cambridge Associates LLC or as reported in publicly available audited financial statements.

Copyright © 2026 Cambridge Associates. All rights reserved.

**Cambridge Associates** is a global group of companies that provide investment management, investment advisory, research and performance reporting services. For the purposes of this document 'us', 'the Firm', 'our', 'we', 'CA', 'Cambridge Associates', and similar terms refer collectively to the list of companies below. Similarly, unless otherwise stated the figures provided are the combined total for the list of companies below:

— **Cambridge Associates LLC**

Massachusetts Limited Liability Company. **Regulatory Authority:** Registered and regulated by the US Securities and Exchange Commission, the US Commodity Futures Trading Commission, and the National Futures Association. US Securities and Exchange Commission file number 801-14255.

— **Cambridge Associates Limited**

Limited Company in England and Wales, company number: No. 06135829. **Regulatory Authority:** Authorised and regulated by the Financial Conduct Authority (FCA). FCA Number 474331.

— **Cambridge Associates GmbH**

German Limited Liability Company. **Regulatory Authority:** Registered and regulated by Bundesanstalt Für Finanzdienstleistungsaufsicht (Bafin). Bafin Identification Number 10155510.

— **Cambridge Associates Investment Consultancy (Beijing) Ltd**

People's Republic of China Limited Liability Company. **Regulatory Authority:** Beijing Administration for Industry and Commerce. Registration No. 110000450174972.

— **Cambridge Associates Hong Kong Private Limited**

Hong Kong Private Limited Company. **Regulatory Authority:** Licensed with the Securities and Futures Commission of Hong Kong. CE Reference BRV471.

— **Cambridge Associates Asia Pte Ltd**

Singapore Corporation. **Regulatory Authority:** Licensed and regulated by the Monetary Authority of Singapore. Registration No. 200101063G.

— **Cambridge Associates Limited, LLC**

Massachusetts Limited Liability Company. **Regulatory Authority:** Registered with the US Securities and Exchange Commission, subject to oversight by the Australian Securities and Investment Commission, and registered in several Canadian provinces. ARBN (Australian Registered Body Number) 109 366 654. US Securities and Exchange Commission file number 801-45277.

— **Cambridge Associates AG**

Swiss Limited Company. **Regulatory Authority:** Authorized and supervised by the Swiss Financial Market Supervisory Authority (FINMA). Registration Number: CHE-115.905.353.

— **Cambridge Associates (DIFC) Limited**

Incorporated as a Private Company. **Regulatory Authority:** Regulated by the Dubai Financial Services Authority. DFSA License Number: FO11237.

This document, including but not limited to text, graphics, images, and logos, is the property of Cambridge Associates and is protected under applicable copyright, trademark, and intellectual property laws. You may not copy, modify, or further distribute copies of this document without written permission from Cambridge Associates ("CA"). You may not remove, alter, or obscure any copyright, trademark, or other proprietary notices contained within this document. This document is confidential and not for further distribution, unless and except to the extent such use or distribution is in accordance with an agreement with CA or otherwise authorized in writing by CA.

This report is provided for informational purposes only. The information does not represent investment advice or recommendations, nor does it constitute an offer to sell or a solicitation of an offer to buy any securities. Any references to specific investments are for illustrative purposes only. The information herein does not constitute a personal recommendation or take into account the particular investment objectives, financial situations, or needs of individual clients. Information in this report or on which the information is based may be based on publicly available data. CA considers such data reliable but does not represent it as accurate, complete, or independently verified, and it should not be relied on as such. Nothing contained in this report should be construed as the provision of tax, accounting, or legal advice.

**Past performance is not a reliable indicator of future results. All financial investments involve risk. Depending on the type of investment, losses can be unlimited.**

Any information or opinions provided in this report are as of the date of the report, and CA is under no obligation to update the information or communicate that any updates have been made. Information contained herein may have been provided by third parties, including investment firms providing information on returns and assets under management, and may not have been independently verified.